

Tipping by Reconomy: Social Housing usermanual

Reconomy Tipping app

V3.3.5 Update

What's New?

Hazardous Waste

New Fields: Waste Collection Form

These are only required when hazardous waste is selected so will be greyed out on your app.

- **Permit Number** – confirms the carrier's compliance with the council.
- **Quantity** – logs how much waste is collected (default is 1).

Internet Connection Check

The app now monitors your internet connection to ensure smooth operation. If the connection is lost, a pop-up will notify you and display a loading message while attempting to reconnect. Reconomy's contact details are provided for support.

If reconnection is successful, you'll return to your previous screen. If not, you can choose to wait or exit the app. When reopening offline, you'll be prompted to try again, and if still disconnected, an error message will appear.

Tipping by Reconomy

user manual

Contents

1

Login

2

Record Waste Collection Points

3

Movement Type

4

Site Selection

5

Current movement

6

Map navigation

7

Receiving facility confirmation

8

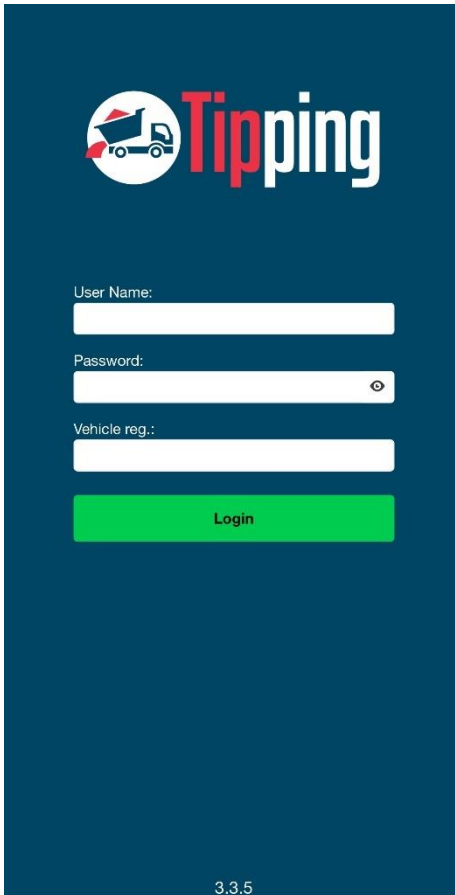
Completed ticket

Note: Not all the information will be visible/relevant to the user. This will depend on the customer type and their preferences.

Login

1

Visit Google Play or the Apple Store to download the App. Once the Tipping App has been installed on your Smartphone, you will be prompted to enter your user details. You will need your username, vehicle registration and password to access the App. On the first time you login you will need to accept the T&Cs to proceed.



← Username

← Password

← Vehicle Reg

← When ready, press 'Login'.

Multifactor Authentication (MFA)


If MFA is enabled, users sign in with their username, password, and vehicle registration number as usual. After this, they must complete a second step to verify their identity: a unique numeric code is sent to their registered email address, which they then enter to complete the sign-in process.

[Back to contents](#)

Record Waste Collection Points

2

Once logged in, this is the first screen you will see. Use this screen to create a new job on the App.

Tipping

Record Waste Collection Points

+ ADD

Add Waste Collection

Waste Type:

Permit Number

Quantity

1

Address

City / Town

Postcode

Take photo

Upload photo

GPS Location Recorded

Add

Cancel

Address & Waste Type	Qty
Calea Plevnei 159, Bucharest, AA1	1
General Mixed Waste (20 03 01)	<div>X</div>

Use this button to add your waste collection. This allows you to document where the waste types have been collected from and add multiple collections points if needed.

Fill in the information required to confirm your waste collection details, including waste type and address.

Permit number and **quantity** is not relevant to Social Housing so you do not need to complete these fields.

Click on **“Take photo”** to use your camera or **“Upload photo”** to add a picture of the waste you have collected from the registered address.

When ready, press **‘Add’** to add this collection and return to the previous screen.


Your Waste Collection has now been added. The **‘X’** will delete this selection.


[Back to contents](#)

Movement Type

3

Depending on whether you have selected Tip Only, Tip & Collect, or Collect Only, different drop-down menus will appear. Select what type of product you are carrying for tipping, need to collect, or both. Options may change depending on set-up.





← BACK

Movement type

I want to...

Tip

Tipping:

Next Job Postcode

Continue

Select whether your new job is to **Tip Only**, **Tip & Collect** or **Collect Only**.

Select what waste type you are carrying for tipping.

Enter the postcode of your next destination to optimise the route.

When ready, press **Continue**.

← BACK

Movement type

I want to...

Tip

Tipping:

General Builders Waste

Next Job Postcode

TF3

Continue

Choose the appropriate product from the drop- down menu


When ready, press 'Continue'.


[Back to contents](#)

Site Selection

4


Use this screen to identify the various sites or facilities where you can tip or collect the required material.





← BACK

Site Selection



Distance

25 mi

Demo Site 1

Burnham Street, Stoke on Trent, ST4 3EZ

Distance

30 mi

Demo Site 2

Green Lane, Nantwich, CW5 6DB

Distance

41 mi

Demo Site 3

Wincham Ln, Northwich, CW9 6GG

Distance

45 mi

Demo Site 5

Shellway Rd, Ellesmere Port, CW5 6DB

Distance

54 mi

Demo Site 4

Shellway Rd, Manchester, M17 1DZ


Available sites that accept the product being tipped or collected are shown on the map.

Select the most appropriate facility from the list.

Continue

When ready, press 'Continue'.

[Back to contents](#)

Reconomy

Place Order


5

This screen summarises the creation of your new job, including the relevant movement information. Please note that once you press continue at the bottom of this screen, an order will be placed. This means that your company will receive an automated invoice for this job from Reconomy.

Tipping

← BACK

Place Order



Movement Details

Customer Name

Reconomy UK Ltd

Contract No

310101

Movement Type

Tip Only

Tipping Product

Tarmac Containing Coal Tar

Supplier Name

Reconomy (UK) Ltd

Disposal Site

Reconomy (UK) Ltd

Purchase Order Number

Notes

Name on behalf of the Waste Producer / Carrier

Test Driver: Razvan


Has the waste been treated?

YES

NO

Signature:

By signing the below I confirm that I have fulfilled my duty to apply the waste hierarchy as required by Regulation 12 to the Waste (England and Wales) Regulation 2011.



Place Order

If any details are incorrect, press 'Back' in the top left-hand corner of the screen.

Summary of inputted information for your newly created (current) job.


Add PO if applicable here.

A notes section is available for and additional comments you need to send through.

The requirement for waste to be pre-treated before disposal only applies if it is being taken directly to landfill.

Driver signature confirms that they have accepted the job. Then select the green tab "Place Order".

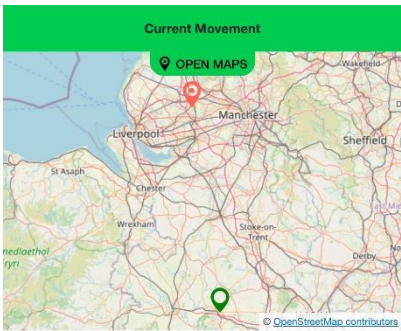
[Back to contents](#)

Reconomy

Map navigation

6

This screen should be left as a placeholder for the driver whilst enroute to the receiving / collection facility. Should the driver wish, the App can be opened with Google Maps to assist with navigation.



Click to open with Google Maps to assist with navigation (optional).

Movement Details	
Customer Name	Reconomy UK Ltd
Contract No	346101
Order No	13999824
Movement Type	Tip Only
Supplier Name	Reconomy (UK) Ltd
Disposal Site	Virtual Transfer Station Site 1
ETA	14:30
On behalf of Producer	Tipping Test Driver
Waste Collection PostCode	TF3 003



This is the **order number** the weighbridge will require for booking in purposes.

Signature

A handwritten signature in green ink, appearing to be 'clint A', written over a white background.



Click 'Continue' only when arriving at the receiving / collection facility.

[Back to contents](#)

7

← BACK

Movement Details

This is the order number the weighbridge will require for booking in purposes.

Take photo of weighbridge ticket at this point.

 Upload photo

Gross Weight (Tonnes)

Tare Weight (Tonnes)

Nett Weight (Tonnes)

[illegible]

[Back to contents](#)

Receiving facility confirmation

Name on behalf of the Waste Receiver

John Smith

Vehicle Registration

Aa01aaa

Copy Ticket Email to

johsmith@reconomy.com

+

Signature

I certify that waste management licence/permit/authorised exemption no(s): 123456 authorises the management of waste described.



Submit

← To receive confirmation by email, fill in the box provided and click the green icon. If the green icon isn't clicked, you will not receive an email. The confirmation will also be available on the **Portal**.

← To be signed by the weighbridge operative.

← When ready, press 'Submit'.

[Back to contents](#)

Completed ticket

8

This final screen summarises the entire job, including weight data and signatures.

Completed Ticket

Completed ticket for 13999924

Movement Details	
Customer Name	Reconomy UK Ltd;
Contract No	346101
Tipping Order No	13999924
Movement Type	Tip Only
Supplier Name	Reconomy (UK) Ltd
Disposal Site	Virtual Transfer Station Site 1
ETA	14:30
On behalf of Producer / Carrier	Tipping Test Driver

← Job summary.

Weight details	
Tipping	
Gross Weight (Tonnes)	2.354
Tare Weight (Tonnes)	1.244
Nett Weight (Tonnes)	1.110

Signatures	
	
Tipping Test Driver	Test Driver
On Behalf of the Producer/Carrier	On Behalf of the Waste Receiver

← Signatures from waste carrier (driver) and receiver (weighbridge operative).

Complete

← Click 'Complete' to finish the process and return to the homepage.

[Back to contents](#)

Useful information

For dedicated support please call us on



01553 779905



appsupport@reconomy.com





Reconomy

Search **Reconomy Tipping**

Reconomy

Kelsall House
Stafford Court
Stafford Park 1
Telford
Shropshire
TF3 3BD

01952 216 202
sales@reconomy.com

reconomy.com